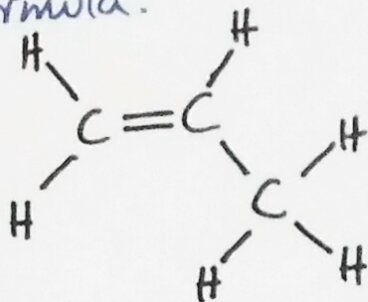


Organic Chemistry

Representation

- ① Empirical Formula: ratios; CH_2
- ② Molecular Formula: numbers; C_3H_6
- ③ Structural Formula: $\text{CH}_3\text{HC}=\text{CH}_2$
- ④ Displayed formula:



- ⑤ Skeletal Formula:



Structural isomerism

- ① Position isomerism: change in position of functional group
- ② Functional isomerism: same molecular formula but different functional groups.
(acid + ester; alcohol + ether; aldehyde + ketone)

- ③ Chain isomerism: difference in skeleton or the way the carbons are placed.

Free radical substitution: alkane + X_2

Electrophilic addition: alkene $\text{C}=\text{C}$

Nucleophilic substitution: Halogenoalkane + $\text{OH}^-/\text{CN}^-/\text{NH}_3$

Nucleophilic addition: aldehyde/ketone + $\text{HCN} \rightarrow$ nitrile.

Oxidation: $\text{MnO}_4^-/\text{H}^+$ (hot) + Alkene $1^\circ \rightarrow \text{CO}_2$

$2^\circ \rightarrow$ Aldehyde \rightarrow Carboxylic acid

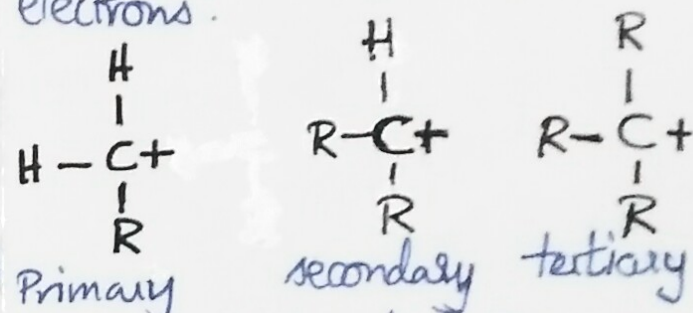
$3^\circ \rightarrow$ Ketone.

Cdd \rightarrow diol.

Stereoisomerism

- ① Cis-trans isomerism.
 - $\text{C}=\text{C}$: no free rotation
 - C must be attached to two different groups.
- ② Optical isomerism.
 - chiral centre must be attached to 4 different groups
 - Optical isomer with its mirror image.

Electrophile: accepts a pair of electrons.



Nucleophile: donator of a pair of electrons.




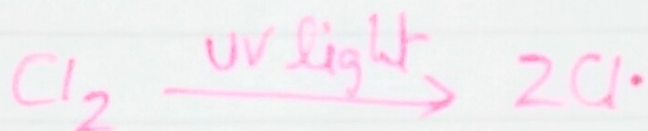
Oxidation: Alcohol + $\text{Cr}_2\text{O}_7/\text{H}^+$

$1^\circ \rightarrow$ Aldehyde \rightarrow Carboxylic acid.

$2^\circ \rightarrow$ Ketone

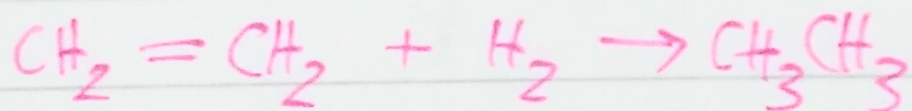
Alkane

* Substitution (Free Radical)

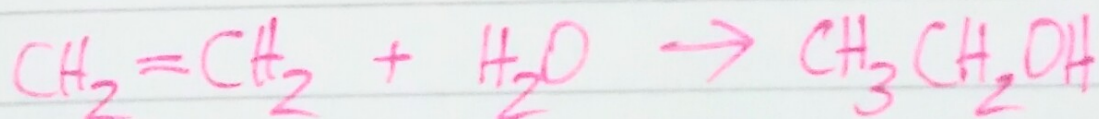


* Alkene C=C

Addition of $\text{H}_2(\text{g})$ Catalyst: Nickel; 140°C




Addition of $\text{H}_2\text{O}(\text{g})$ H_3PO_4 ; 330°C ; 6MPa




Addition of $HX(aq)$

room temp.



Addition of $X_2(aq)$


rt.



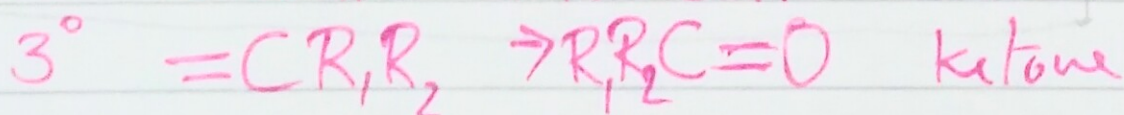
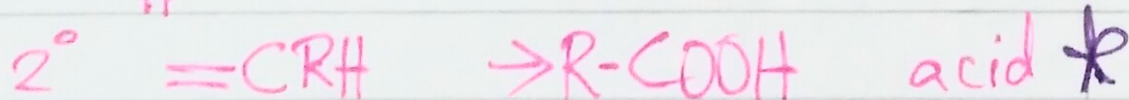

Oxidation

Cold MnO_4^{2+}/H^+

Purple \rightarrow colourless





Hot MnO_4^{2+}/H^+




Halogenoalkanes

Nucleophilic substitution (under reflux)



Alcohols

alcohol + hydrogen halide \rightarrow halogenoalkane + water



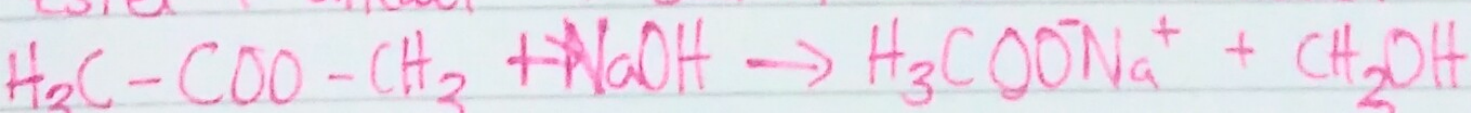
* Esterification conc. H_2SO_4 ; under reflux

ethanol + ethanoic acid \rightleftharpoons ethyl ethanoate + water


* Hydrolysis of Esters.

ester + water $\xrightleftharpoons{\text{H}^+}$ carboxylic acid + alcohol.

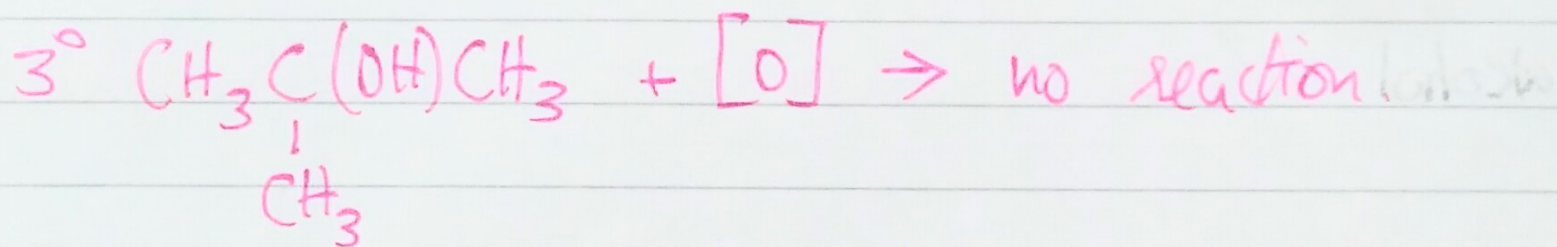
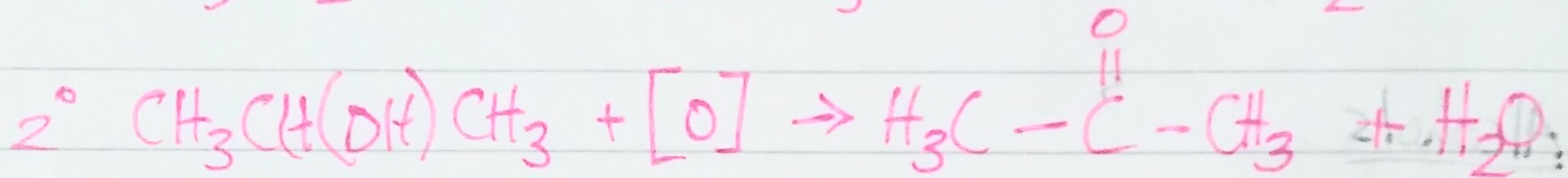
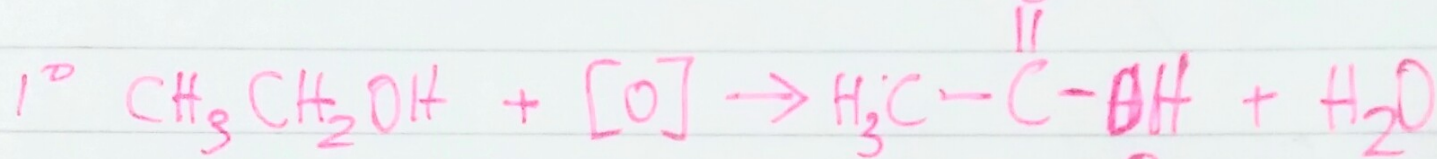
ester + alkali \rightarrow salt of acid + alcohol




* Dehydration Catalyst: Al_2O_3 or conc. H_2SO_4



* Oxidation $\text{Cr}_2\text{O}_7^{2-}/\text{H}^+$ (orange \rightarrow yellow \rightarrow green)



Carboxylic acids




acid + alkali \rightarrow salt + water

acid + metal \rightarrow salt + hydrogen.



acid + carbonate \rightarrow salt + water + CO_2

* Reduction: LiAlH_4 or NaBH_4



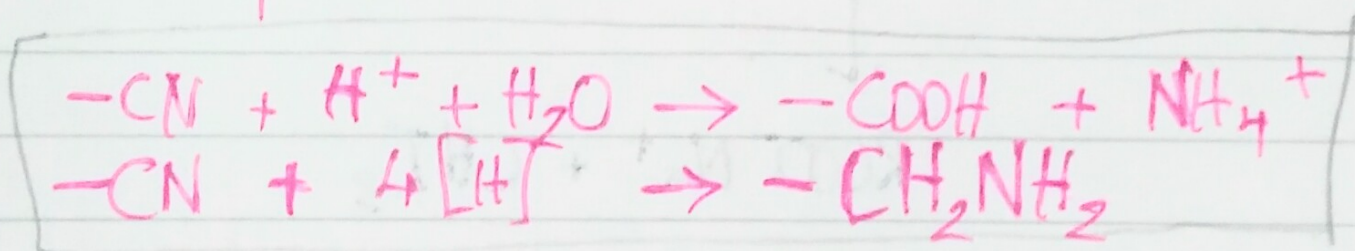

Aldehyde & Ketone

* Preparation: (Oxidation of alcohols) $\text{Cr}_2\text{O}_7^{2-}/\text{H}^+$



* Reduction to alcohols NaBH_4 or LiAlH_4 (in dry ether)

* Nucleophilic addition with HCN



* Testing with 2,4-DNPH

aldehyde/ketone: deep orange colour.
(condensation reaction)

* Testing with Tollens' reagent

* Aldehyde + silver nitrate in ammonia

→ deposit of Ag atoms

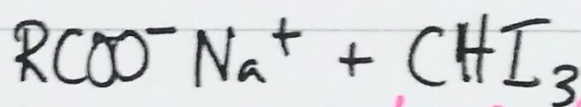


* No reaction with ketone

* Testing with Fehling's solution

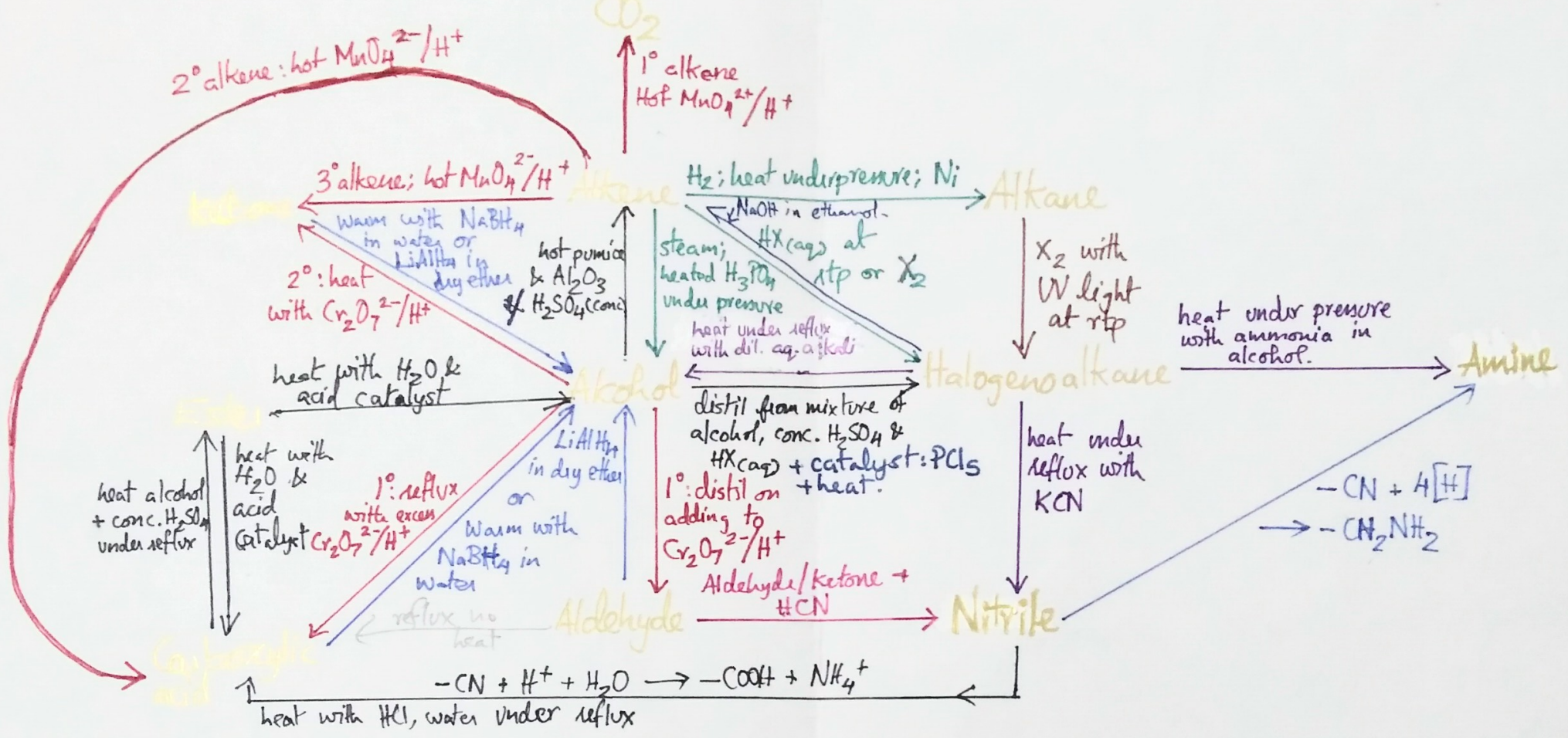
* Aldehyde + Cu^{2+} ions → opaque red/orange colour

* Ketone → no reaction

* Tri-iodomethane



tri-iodomethane.
(yellow precipitate)



- Free radical substitution
- Electrophilic addition
- Nucleophilic substitution
- Nucleophilic addition
- Oxidation
- Reduction